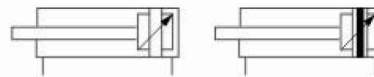




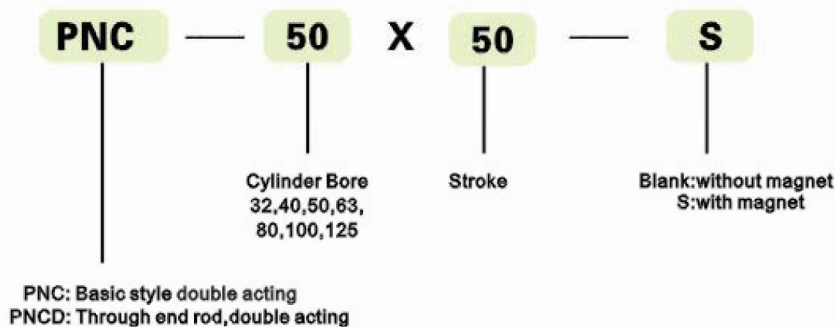
## PNC Series ISO 15552 – VDMA 24562 – ISO6431 Cylinder



### Symbol



### How to order



### Technical data

Bore (mm)	32	40	50	63	80	100	125
Acting type	Double acting						
Working medium	Filtered air						
Operating pressure range	0.1~0.9MPa						
Max. Pressure	1.35MPa						
Operating temperature range	-5~70℃						
Operating speed range	30~800mm/s						
Cushioning type	Pneumatic adjustable cushioning						
Cushioning stroke (mm)	20mm		22mm		32mm		42mm
Port connection	G1/8	G1/4		G3/8		G1/2	

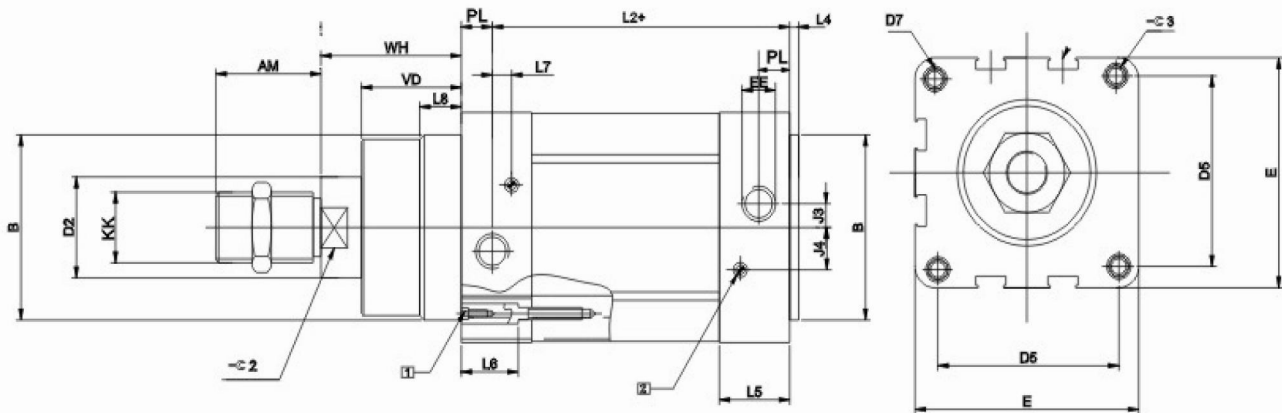


## PNC Series Cylinder Mounting Accessories

### Standard Stroke

Bore	Standard Stroke	Max. Stroke
32	25 50 75 80 100 125 150 160 175 200 250 300 350 400 450 500	1000
40	25 50 75 80 100 125 150 160 175 200 250 300 350 400 450 500 600 700 800	1200
50	25 50 75 80 100 125 150 160 175 200 250 300 350 400 450 500 600 700 800 900 1000	1200
63	25 50 75 80 100 125 150 160 175 200 250 300 350 400 450 500 600 700 800 900 1000	1500
80	25 50 75 80 100 125 150 160 175 200 250 300 350 400 450 500 600 700 800 900 1000	1500
100	25 50 75 80 100 125 150 160 175 200 250 300 350 400 450 500 600 700 800 900 1000	1500
125	25 50 75 80 100 125 150 160 175 200 250 300 350 400 450 500 600 700 800 900 1000	1500

### Dimensions(mm)



Bore	AM	B	D <sub>2</sub>	D <sub>5</sub>	D <sub>7</sub>	E	EE	J <sub>3</sub>	J <sub>4</sub>	KK	PL	L <sub>2</sub>	L <sub>4</sub>	L <sub>5</sub>	L <sub>6</sub>	L <sub>7</sub>	L <sub>8</sub>	2	3	VD	WH
32	22	30	12	32.5	M6	45	G1/8	6	5.2	M10x1.25	15.6	94	4	25.1	16	3.3	10	10	6	18	26
40	24	35	16	38	M6	54	G1/4	8	6	M12x1.25	14	105	4	29.6	16	3.6	10.5	13	6	21.5	30
50	32	40	20	46.5	M8	64	G1/4	10	8.5	M16x1.5	14	106	4	29.6	17	5.1	11.5	17	8	28	37
63	32	45	20	56.5	M8	75	G3/8	12.4	10	M16x1.5	17	121	4	35.6	17	6.6	15	17	8	28.5	37
80	40	45	25	72	M10	93	G3/8	12.5	8	M20x1.5	16.4	128	4	35.9	17	10.5	15.7	22	6	34.7	46
100	40	55	25	89	M10	110	G1/2	11.8	10	M20x1.5	18.8	138	4	39.8	17	8	19.2	22	6	38	51
125	54	60	32	110	M12	134	G1/2	13	8	M27x2	18	160	6	39	-	-	20.5	27	8	46	65